




MYTHOS SCREEN LIGHT

QUICK GUIDE



USB SCREEN HANGING LIGHT

PRODUCT LIST



USB Screen Hanging Lightx1



USB charging cablex1

SPECIFICATIONS

Material : Aluminum alloy+PC+ABS

Input voltage : 5V

Power : 5W (Max)

Light source : LED

Color temperature : 2900K - 4200K - 6500K

Color rendering index : >80

Product size : 450 x 95 x 32mm

Product weight : 370g

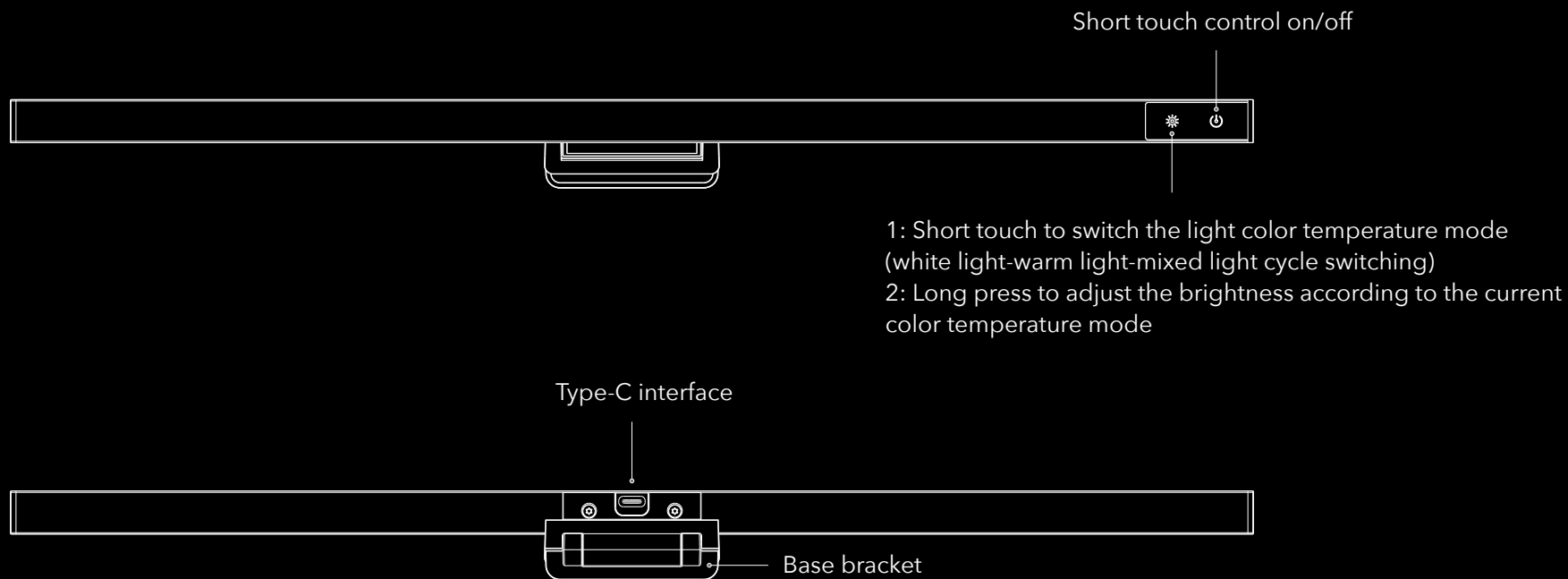
Executive standard : GB7000.1-2015 GB 7000.204-2016

PRECAUTIONS

- Please use a 5V adapter or power supply device to power this product, such as: the computer or screen comes with a USB output port, 5V 1A adapter, etc. If you use an adapter or power supply device that exceeds 5V to power this product, it may damage the product and cause safety issues!
- Do not use in unstable places to avoid tipping and damage to the lamp.
- Do not cover the lamp with flammable materials such as cloth or paper to avoid fire accidents.
- Do not use this product in a humid environment.
- Do not unplug or plug the USB power cord with wet hands to avoid electric shock.
- Please clean the product regularly. When cleaning the surface of the product, please unplug the USB power supply and wipe it with a soft cotton cloth. Do not use liquid, spray cleaner or wet cloth for cleaning.
- Do not touch the hot parts of the lamp body during use or within 3 minutes after the lamp is turned off to avoid burns.
- When the lamp is not used for a long time, please unplug the USB power cord or cut off the power supply.
- Do not disassemble this product privately.
- This product is for indoor use only.
- If you find that the product is malfunctioning, please do not disassemble the product yourself to avoid damage to the product; you can leave it to our company's maintenance people for repair.
- The light source of this luminaire is not replaceable. When the light source reaches the end of its life, the entire luminaire should be replaced.

INSTRUCTIONS

USB Screen Hanging Light, uses an asymmetric light source design to reduce screen reflections and glare, and it does not hurt the eyes when you work or play game at night.



INSTRUCTIONS

Note: Using an adapter power supply device larger than 5V to power this product may cause damage to the product and bring safety issues!

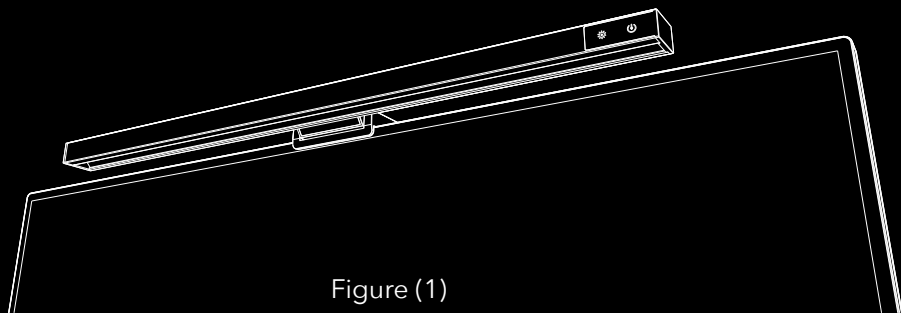


Figure (1)

1: As shown in Figure (1) Hang the lamp in the middle position above the monitor;

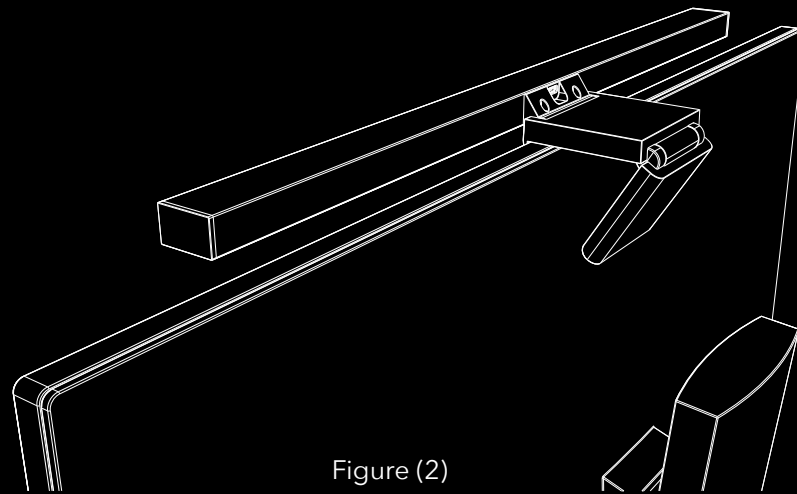


Figure (2)

2: As shown in Figure (2), according to the thickness of different displays, please open and close the lamp body holding bracket to a proper angle to ensure the stability of the hanging;